



Advanced Fanless Embedded Controller With Intel® 2nd Generation Core™ i Series Processors And

PCI-Express Expansion



Features

- Intel® 2nd Generation Core™ i Processors (≤35 TDP, Turbo-Boost Disable)
- Intel® QM67 Chipset
- Dual-Channel SODIMM DDR3 1066/1333/1600 Memory, Max. 16GB(Support DDR3-L in Intel® Core™ i7/i5)
- Dual Gigabit Ethernet:
LAN 1 : Intel® 82579 PHY Gigabit Ethernet
LAN 2 : Realtek RTL 8111E Gigabit Ethernet
- Intel® Integrated Graphics Engine Supports Dual View by VGA, DVI, HDMI, LVDS
- High Definition Audio Interface
- SATA 3.0 x 2 (Support RAID 0, 1, 5, 10), USB2.0 x 8
- COM x 6 (2.5KV Isolation x 2), 2.5KV Isolated DIO x 1
- Mini Card Slot x 2, CFAST™ x 1
- PCI-Express[x4] x 1, PCI x 1, TPM x 1 Module (Optional)
- Wide Temperature Support with Low-Power CPU

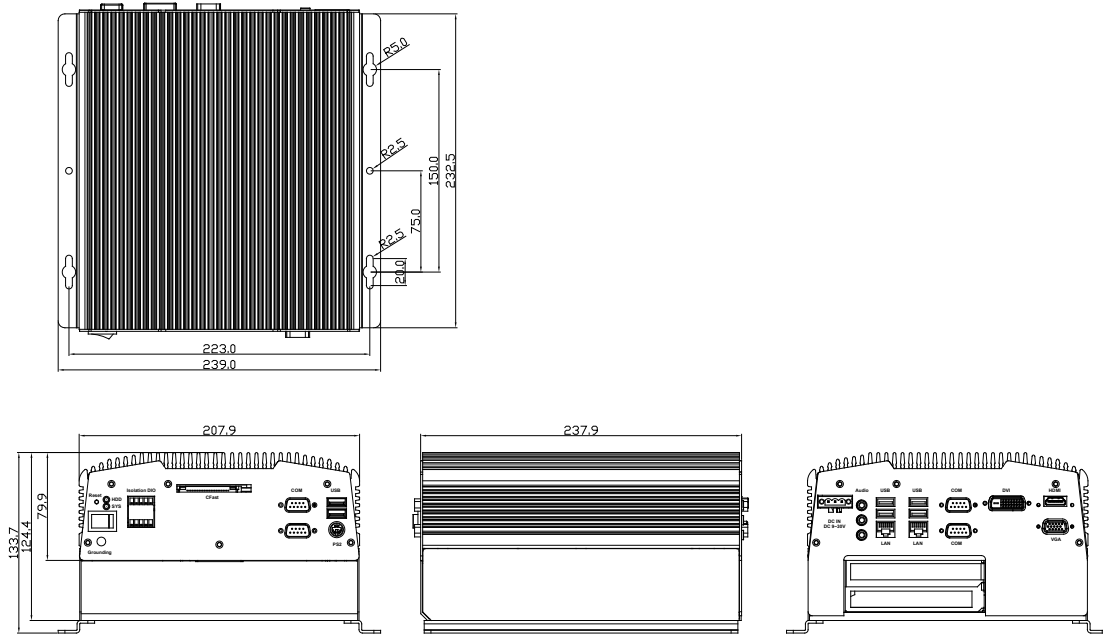


Specifications

| | |
|-------------------|---|
| CPU | Intel® 2nd generation Core™ i Series Processors (≤35W TDP Turbo-Boost Disable) |
| Chipset | Intel® QM67 or Intel® QM77 |
| System Memory | DDR3 SODIMM x 2, support DDR3 1066/1333, Max. 16GB |
| Display Interface | VGA DB-15 x 1, shared system memory above 512MB/ DVMT 5.0 |
| | DVI DVI-D x 1 (optional 2nd DVI), support 1920 x 1200 @ 60 Hz |
| | HDMI HDMI x 1, support 1920 x 1200 @ 60 Hz |
| | Others Dual-channel 24-bit LVDS (optional extension kit) |
| Storage Device | SSD CFAST™ slot |
| | HDD SATA 6.0Gb/s x 2 (SATA 0, 2), SATA 3.0Gb/s x 2 (SATA 2, 3),Support RAID 0,1,5,10 |
| Network | LAN Gigabit Ethernet |
| | Wireless Optional by Mini-card |
| Front I/O | USB Port USB2.0 x 2 |
| | LAN — |
| | Serial Port RS-232 x 1, RS-232/422/485 x 1, both support optional 2.5KV Isolation optional extra RS-232 x 6 |
| | DIO 8-bit programmable ,optional 2.5KV Isolation protection |
| | Audio — |
| | KB/MS PS/2 x 1 |
| | Others Power button x 1, Reset button x 1 |
| | — |
| Rear I/O | USB Port USB2.0 x 4 |
| | LAN RJ-45 X 2 |
| | Serial Port RS-232 X 2 |
| | DIO — |
| | Audio Mic-in, Line-in, Line-out |
| | KB/MS — |
| Expansion | Others Power input x 1 |
| | PCIe [x4] 2 (optional) |
| | PCI 2 (optional, limited 2.1A@12V) |
| | Mini Card 2 (optional) |
| | Mini PCI — |
| | Others SIM x 1 (optional) |
| Indicator | Front System LED x 1, HDD LED x 1 |
| | Rear — |
| Power Requirement | DC-in 9~30V input, optional 100~240V |
| Power Consumption | — |

Dimension

Unit: mm



| | | |
|-----------------------|--|--|
| System Cooling | Passive Cooling | |
| Mounting | Wallmount | |
| Operating Temperature | Without Airflow, with Wide-temp storage & RAM 32°F ~ 131°F (0°C ~ 55°C) -35W TDP CPU | Ambient with Airflow, with Wide-temp storage & RAM 32°F ~ 149°F (0°C ~ 65°C) -35W TDP CPU |
| | 32°F ~ 149°F (0°C ~ 65°C) -35W TDP CPU. not include Riser Card | 32°F ~ 167°F (0°C ~ 75°C) -35W TDP CPU. not include Riser Card |
| Storage Temperature | -4°F ~ 158°F (-20°C ~ 70°C) | |
| Anti-Vibration | 5 g rms/ 5 ~ 500Hz/ operation – CFD 1 g rms/ 5~ 500Hz/ operation – HDD | |
| Anti-Shock | 50 G peak acceleration (11 msec. duration) – CFD 20 G peak acceleration (11 msec. duration) – HDD | |
| MTBF | — | |
| Certification | EMC | CE /FCC CLASS A |
| | Safety | — |
| Dimension (W x H x D) | 8.19" x 4.02" x 9.37" (208mm x 102mm x 238mm) | |
| Gross Weight | — | |
| Note | Windows® XP Embedded, Windows® XP, Windows® 7, Linux Fedora 10 Support | |

Ordering Information

A1-1010

Embedded Controller, Intel® Core™ i5-2310E 2.1GHz, 4 GB RAM, 6 USB, 6 COM, DVI, HDMI, VGA, DIO, DC 9~30V

B1-1010

Embedded Controller, Intel® Celeron® 810E 1.6GHz, 4 GB RAM, 6 USB, 6 COM, DVI, HDMI, VGA, DIO, DC 9~30V

Optional Accessories

- **1757912001**
Power Adapter (120W), Output: DC 19V
- **1757908400**
Power Adapter (84W), Output: DC 12V
- **1702031830**
Power Cord (US Type)
- **1702031831**
Power Cord (European Type)
- **1702031810**
Power Cord (Japanese Type)

| Part Number | CPU | RAM | LAN | USB | RS-232 | RS-232+ Isolation | RS-232/422/485 + isolation | Isolation DIO | Storage | Display | Expansion | Mounting | Power | Temp. |
|-----------------|--------------------|-----|-----|-----|--------|-------------------|----------------------------|---------------|--------------------------|-------------------------------|-------------------------------------|------------|-------|---------------------|
| APA-905-A1-1010 | i7-2610UE - 1.5GHz | 4GB | 2 | 6 | 4 | 1 | 1 | 8 channel | CF kit X 1 HDD kit x1 | HDMI x1 DVI x 1 VGA x 1 | mini-card x2 PCI x 1 PCIe x 1 | Wall mount | 9-30V | -20~65 C (w/o air) |
| APA-905-A2-1010 | i7-2610UE - 1.5GHz | 4GB | 2 | 6 | 4 | 1 | 1 | 8 channel | CF kit X 1 HDD kit x1 | HDMI x1 DVI x 1 VGA x 1 | mini-card x2 PCI x 2 PCIe x 1 | Wall mount | 9-30V | -20~65 C (w/o air) |
| APA-905-A3-1010 | i3-2310E - 2.1GHz | 4GB | 2 | 6 | 4 | 1 | 1 | 8 channel | CF kit X 1 HDD kit x1 | HDMI x1 DVI x 1 VGA x 1 | mini-card x2 PCI x 1 PCIe x 1 | Wall mount | 9-30V | -20~50 C (w/o air) |
| APA-905-A4-1010 | i3-2310E - 2.1GHz | 4GB | 2 | 6 | 4 | 1 | 1 | 8 channel | CF kit X 1 HDD kit x1 | HDMI x1 DVI x 1 VGA x 1 | mini-card x2 PCI x 2 PCIe x 1 | Wall mount | 9-30V | -20~50 C (w/o air) |

SVU